

data sheet

IMAGELINE PLATE

COLENTA

ILP 85 FP OFFLINE



Colenta[®] Imageline Plate[®]

for Photopolymer CtP - Printing Plates
IMAGELINE PLATE - TYPE ILP 85 FP

10/2003 AN

Colenta

Imageline Plate[®]

ILP 85 FP

Technical Specifications:

Processing applications: Photopolymer CtP Printing Plates
Plate width: Max. 85 cm (33 inch)

Microprocessor Control: With 4 preprogrammable processing cycles and 1 overnight program (SLEEPMODE)

Transport Speed at 23 sec DEV-Time: 125cm/min - 49 inch/min

	Tankcapacity	Temperature*	Repl. Rate*
PreHeat :	-----	Preprogramable for 0.15, 0.20 and 0.30 mm plates	-----
PreWash :	Open System	From the water supply	-----
Developer :	40 lt	15 - 45°C	40-2000ml/m ²
Rinse :	Open System	From the water supply	-----
Gum :	Closed system	Room temp.	-----
Dryer :	-----	18 - 60°C	-----

Replenishment:

- Controlled by four-sensors (sensorbar) measuring plate area
- Activated after 0,1 - 0,999m² * plate area fed into the processor
- Antioxidation/standby replenishment, activated after 0-9 hours *
- After exiting the Sleepmode, depending on sleeptime*

**Anticrystallisation/
Selfcleaning Cycle
during Standby:**

- Activated : each 1 - 20 min *
- Cycle time : duration 1 - 3 min *

**Filter Replacement
Programming:** 0 - 9999 m² *

Selectable Processing Modes:

Automatic: Processor goes to a standby „ready“ condition when a process cycle is completed.

Manual: All functions operated manually

Rewash: Activated when the rewash feed slot is opened

Monitor Used to view and check processor functions.

SleepMode: To use during overnight & weekend

.....* all values preprogrammable

Control: **Activate and Monitoring features inform, warn and alert the operator to an error in the system.**

Solution Levels:

- Low Level monitoring in Developer Tank of processor **
- Automatic Fill Up of above Levels when processor is switched on
- High Level monitoring in Overflow Collection Tank DEV (waste management) **
- Low Level monitoring in Repl. Tanks DEV & GUM **

Temperatures: -High / Low level monitoring of the Dev, PreHeat and Dryer temperatures.

ILP 85 FP

Water and Energy saving: Both the Wash and dryer systems activate only when required.

Work in Progress : Details the position of the plates through the processor.

Transport:

- Drive motor overload monitoring **
- Plate in/plate out check facility ** (optional)
- Safety cover lid switch **

**** when activated will operate an audible warning and a message alert to confirm the error type.**

Additional Accessories and Features:

- Inbuilt Chiller unit (optional)
- A drawer unit within the main frame to house the replenishment and waste collection tanks. (Standard)
- Windows software for controlling & monitoring the processor
- Split processor frame, allowing easy access through a standard door opening of 70cm (28inch)

		ILP 85 FP	
<u>Weight</u>	Empty	380	kg
	With solution	420	kg

IMPORTANT NOTE: WATER & DRAIN SUPPLIES:

The processor will require a fresh water supply and drain connection. The water supply should be filtered and terminated using a 3/4in Tap with hose connection within 1-2 metres of the processor.

As the water supply is also used by the automatic Developer cooling system the incoming water temperature should be in range of 15°C and with a minimum pressure of 3 bar. If ambient conditions within the processing area are too hot (more than 25°C) then this will effect the efficiency of the cooling system and the use of a Chiller unit for the Developer is recommended. This accessory is available from COLENTA and can be factory installed at the time of order.

We recommend that a water supply (preferably warm water) and washing area are available close-by to the machine for the purpose of cleaning rollers and tanks.



Integrated Chiller
for DEV (optional)

Details for shipment:

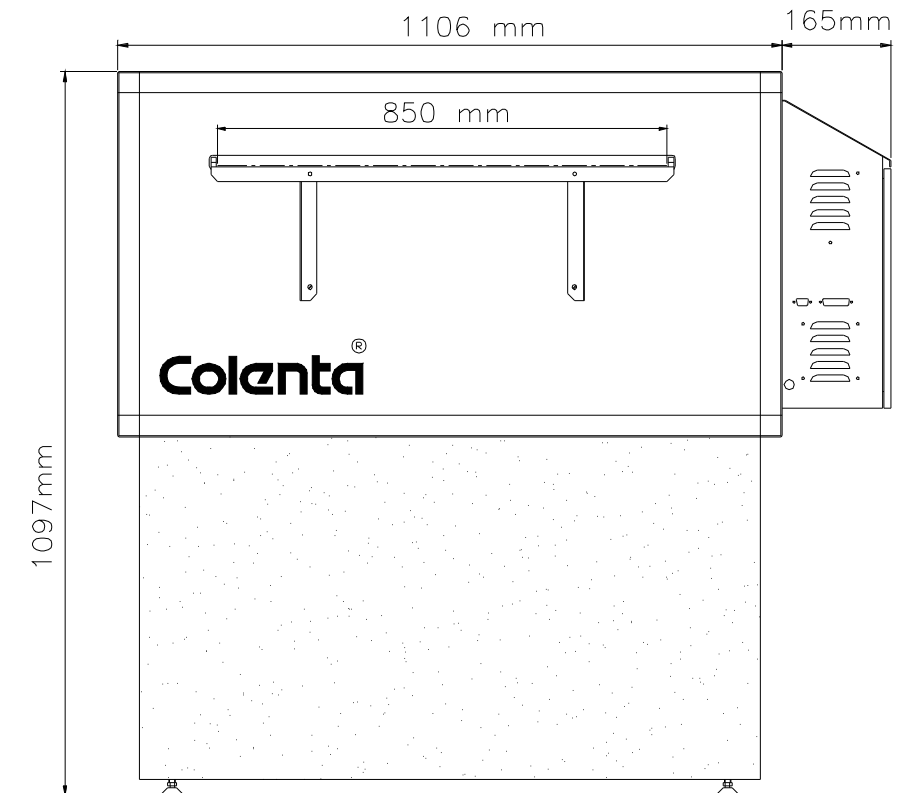
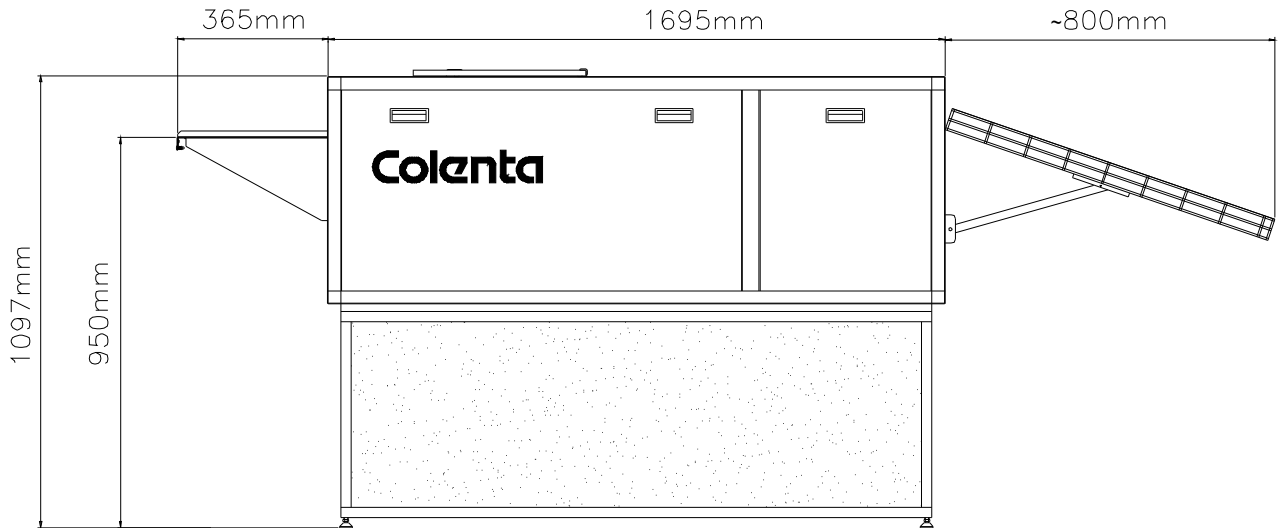
ILP 85 FP

Packing dimensions:	1 carton box on palette
	180cm x 150cm x 140cm (L x W x H)
Packing volume:	3,78 m³
Weight with packing:	470 kg

Technical specification subject to change without notice.

DIMENSIONEN

ILP 85 FP



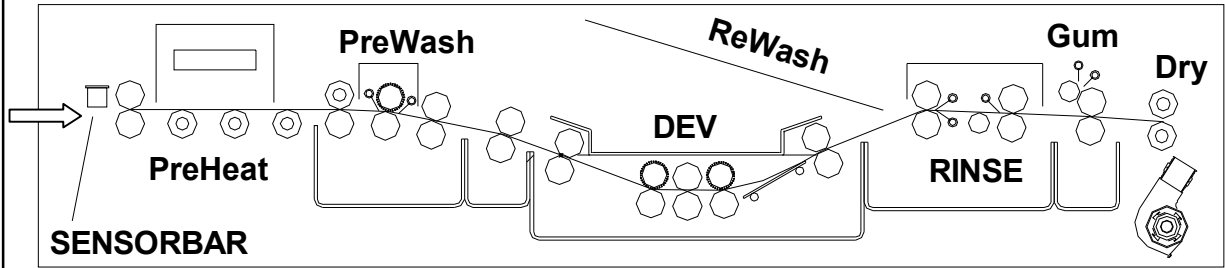
We recommend a minimum walking space of 50cm around the processor.

Imagine Plate®

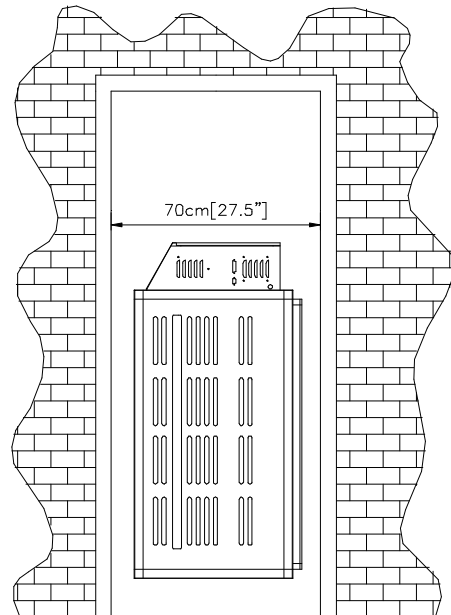
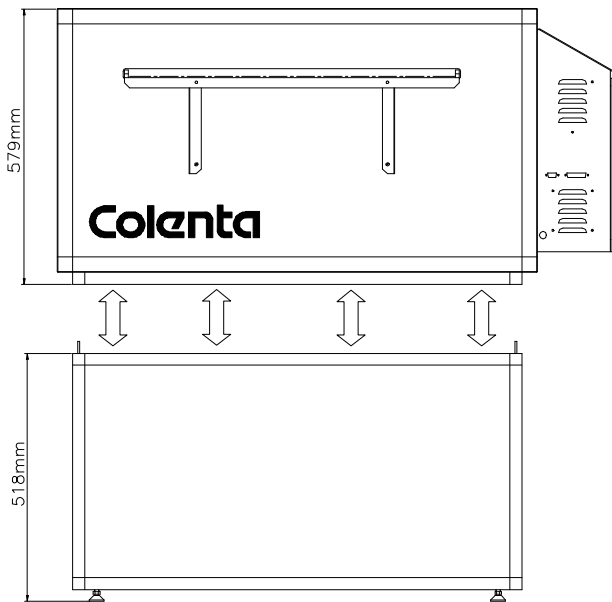
Technical specification subject to change without notice.

Process-Overview:

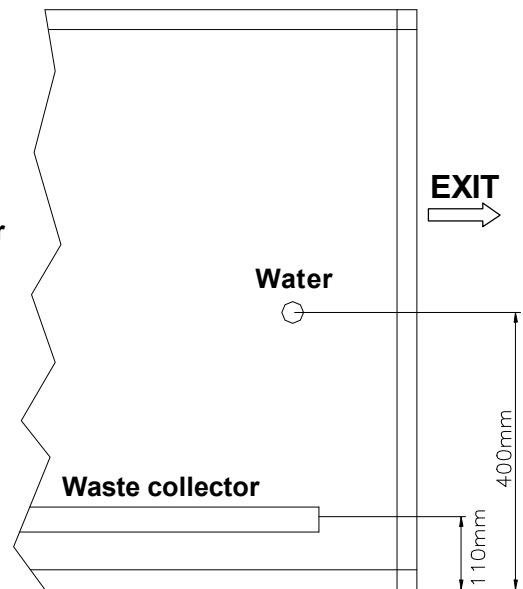
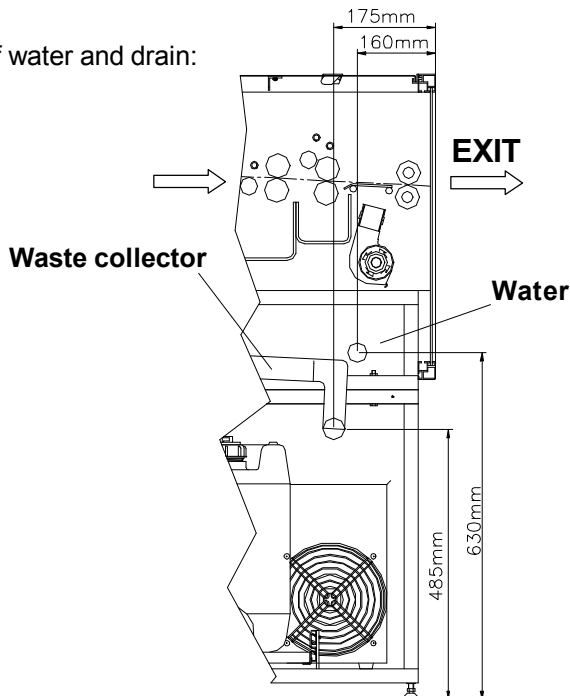
ILP 85 FP



Split processor frame, allowing easy access through a standard door opening of 70cm (28inch).

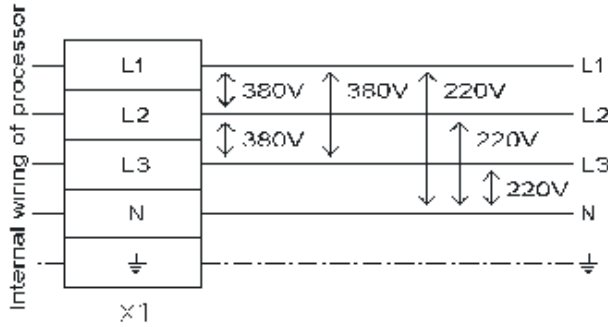


Location of water and drain:



Electrical supply: (Standard, when 3N~400/230V, 50/60 Hz supply available)

ATTENTION:
 PROCESSOR TO BE CONNECTED TO
 SUPPLY NET: 3N~380/220V 50/60Hz



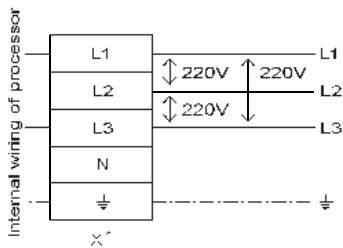
In case the above voltages are not available at site, please contact your local dealer or the factory for rewiring advice.

ILP 85 FP

**8,1 KW
 13 A**

Alternatives, to be indicated when ordering

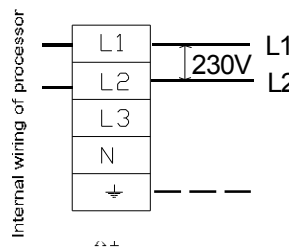
ATTENTION:
 PROCESSOR TO BE CONNECTED TO
 SUPPLY NET: 3~220V 50/60Hz



In case the above voltages are not available at site, please contact your local dealer or the factory for rewiring advice.

ILP 85 FP
3 x 230V, 8,1 KW
20A

ATTENTION:
 PROCESSOR TO BE CONNECTED TO
 SUPPLY NET: 230V 50/60Hz



In case the above voltages are not available at site, please contact your local dealer or the factory for rewiring advice.

ILP 85 FP
Single Phase
230V, 8,1 KW
32A