

data sheet

IMAGELINE PLATE

ILP 85 FP/OL for

EscherGrad

COBALT 8



ONLINE

Colenta[®] Imageline Plate[®]

for Photopolymer CtP - Printing Plates
IMAGELINE PLATE - TYPE ILP 85 FP/OL

03/2005 AN

Colenta

Imageline Plate[®]

ILP 85 FP/OL

Technical Specifications:

Processing applications: Photopolymer CtP Printing Plates
Plate width: Max. 85 cm (33 inch)

Microprocessor Control: With 4 preprogrammable processing cycles and 1 overnight program (SLEEPMODE)

Transport Speed at 23 sec DEV-Time: 125cm/min - 49 inch/min

	Tankcapacity	Temperature*	Repl. Rate*
PreHeat :	-----	Preprogrammable for 0.15, 0.20 and 0.30 mm plates	-----
PreWash :	Open System	From the water supply	-----
Developer :	40 lt	15 - 45°C	40-2000ml/m ²
Rinse :	Open System	From the water supply	-----
Gum :	Closed system	Room temp.	-----
Dryer :	-----	18 - 60°C	-----

Replenishment:

- Controlled by four-sensors (sensorbar) measuring plate area
- Activated after 0,1 - 0,999m² * plate area fed into the processor
- Antioxidation/standby replenishment, activated after 0-9 hours *
- After exiting the Sleepmode, depending on sleeptime*

**Anticrystallisation/
Selfcleaning Cycle
during Standby:**

- Activated : each 1 - 20 min *
- Cycle time : duration 1 - 3 min *

**Filter Replacement
Programming:** 0 - 9999 m² *

Selectable Processing Modes:

Automatic: Processor goes to a standby „ready“ condition when a process cycle is completed.

Manual: All functions operated manually

Rewash: Activated when the rewash feed slot is opened

Monitor Used to view and check processor functions.

SleepMode: To use during overnight & weekend

.....* all values preprogrammable

Control: **Activate and Monitoring features inform, warn and alert the operator to an error in the system.**

Solution Levels:

- Low Level monitoring in Developer Tank of processor **
- Automatic Fill Up of above Levels when processor is switched on
- High Level monitoring in Overflow Collection Tank DEV (waste management) **
- Low Level monitoring in Repl. Tanks DEV & GUM **

Temperatures: -High / Low level monitoring of the Dev, PreHeat and Dryer temperatures.

ILP 85 FP Online for EscherGrad COBALT 8

Water and Energy saving: Both the Wash and dryer systems activate only when required.

Work in Progress : Details the position of the plates through the processor.

Transport:

- Drive motor overload monitoring **
- Plate in/plate out check facility ** (optional)
- Safety cover lid switch **

**** when activated will operate an audible warning and a message alert to confirm the error type.**

Additional Accessories and Features:

- Inbuilt Chiller unit (optional)
- A drawer unit within the main frame to house the replenishment and waste collection tanks. (Standard)
- Windows software for controlling & monitoring the processor
- Split processor frame, allowing easy access through a standard door opening of 70cm (28inch)

		ILP 85 FP	
Weight	Empty	380	kg
	With solution	420	kg

IMPORTANT NOTE: WATER & DRAIN SUPPLIES:

The processor will require a fresh water supply and drain connection. The water supply should be filtered and terminated using a 3/4in Tap with hose connection within 1-2 metres of the processor.

As the water supply is also used by the automatic Developer cooling system the incoming water temperature should be in range of 15°C and with a minimum pressure of 3 bar. If ambient conditions within the processing area are too hot (more than 25°C) then this will effect the efficiency of the cooling system and the use of a Chiller unit for the Developer is recommended. This accessory is available from COLENTA and can be factory installed at the time of order.

We recommend that a water supply (preferably warm water) and washing area are available close-by to the machine for the purpose of cleaning rollers and tanks.



Integrated Chiller
for DEV (optional)

Details for shipment:

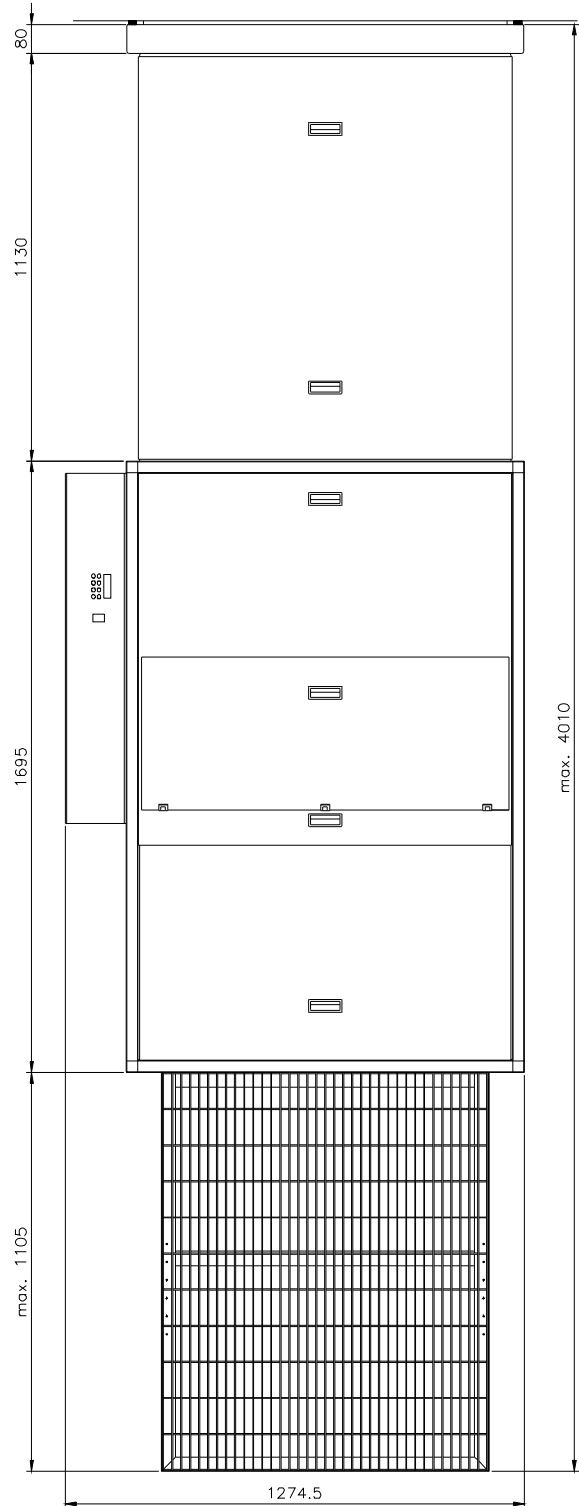
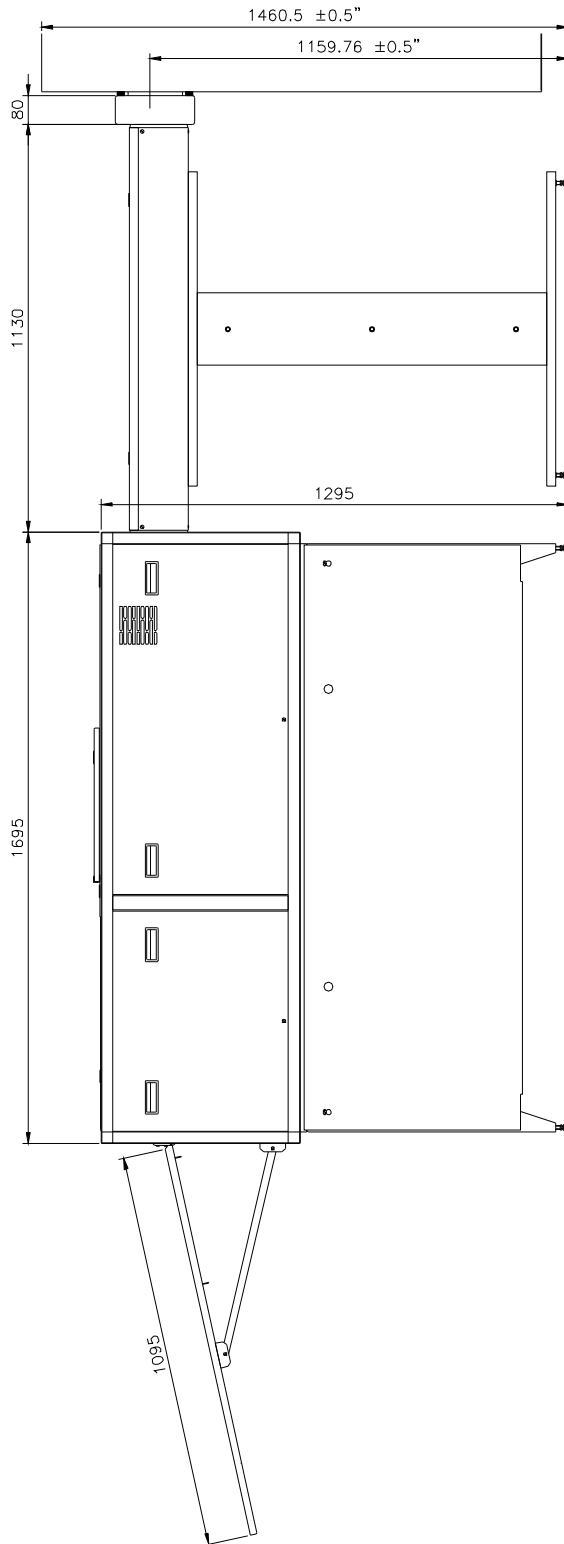
ILP 85 FP

Packing dimensions:	1 carton box on palette
	180cm x 150cm x 140cm (L x W x H)
Packing volume:	3,78 m³
Weight with packing:	470 kg

Technical specification subject to change without notice.

DIMENSIONES:

ILP 85 FP-OL

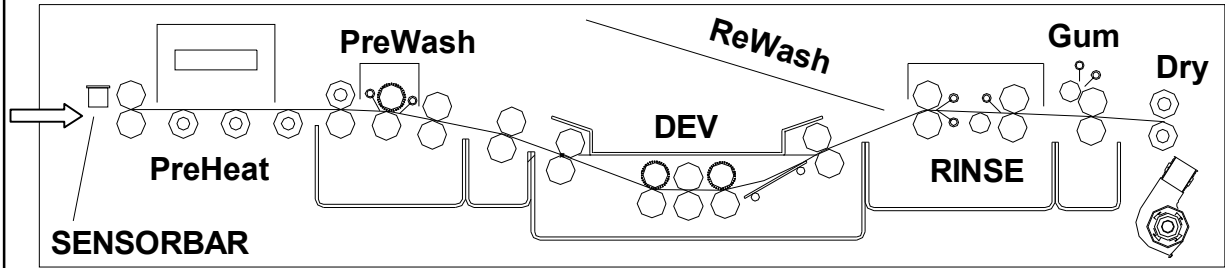


Imageline Plate®

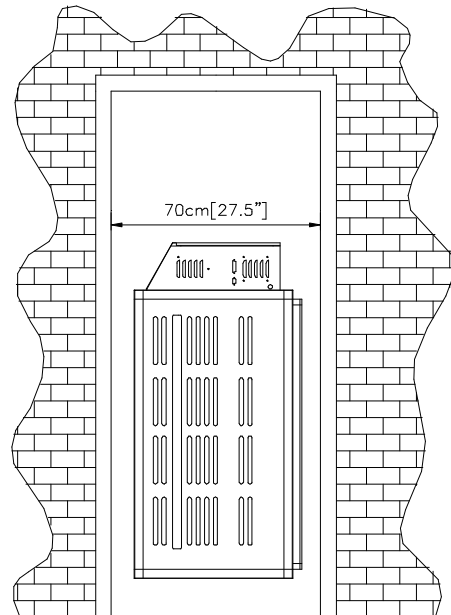
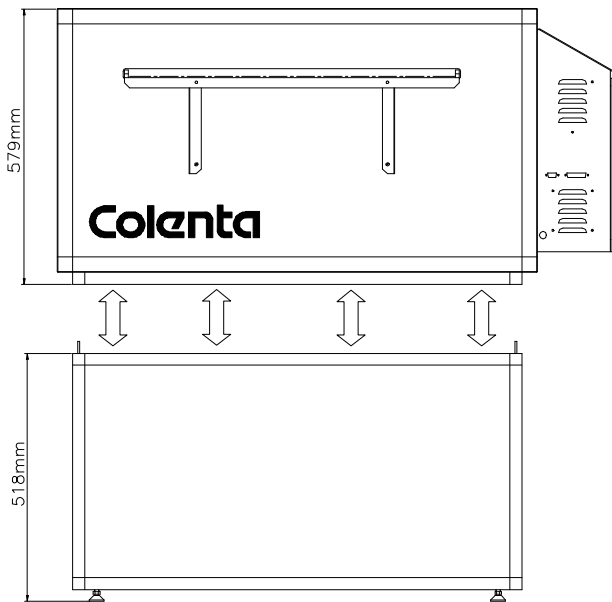
We recommend a minimum walking space of 50cm around the processor.

Process-Overview:

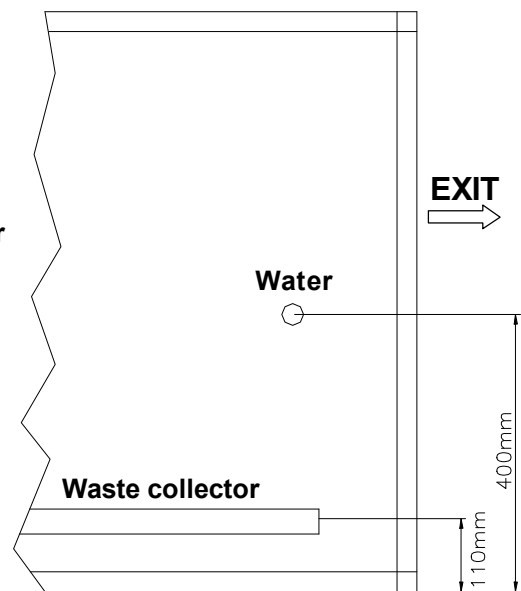
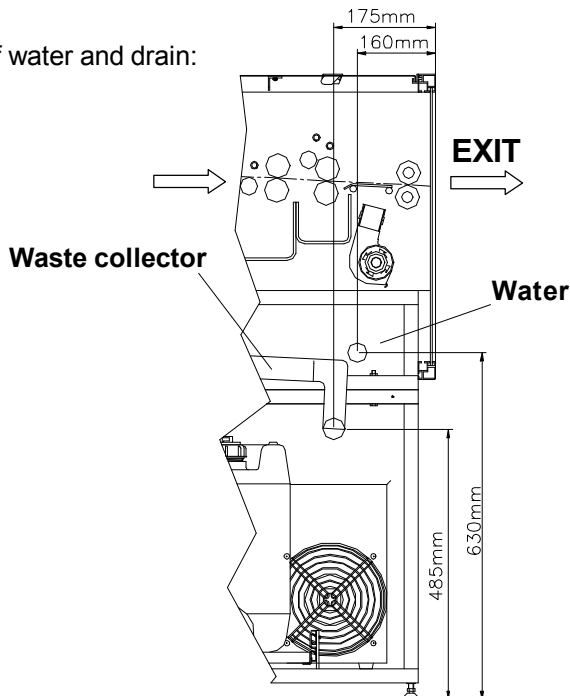
ILP 85 FP



Split processor frame, allowing easy access through a standard door opening of 70cm (28inch).

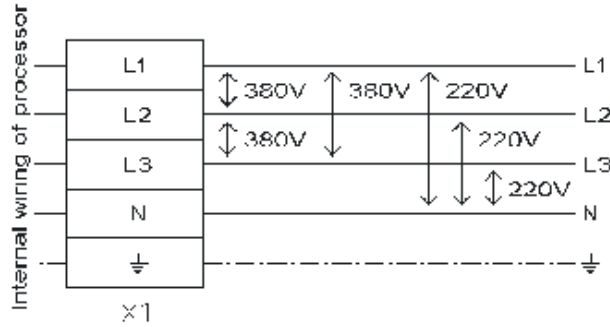


Location of water and drain:



Electrical supply: (Standard, when 3N~400/230V, 50/60 Hz supply available)

ATTENTION:
PROCESSOR TO BE CONNECTED TO
SUPPLY NET: 3N~380/220V 50/60Hz



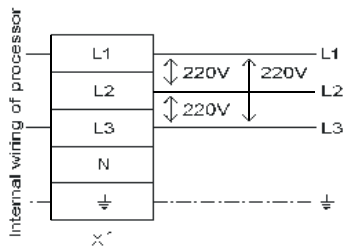
In case the above voltages are not available at site, please contact your local dealer or the factory for rewiring advice.

ILP 85 FP

**8,1 KW
16 A**

Alternatives, to be indicated when ordering

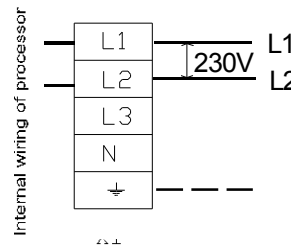
ATTENTION:
PROCESSOR TO BE CONNECTED TO
SUPPLY NET: 3~220V 50/60Hz



In case the above voltages are not available at site, please contact your local dealer or the factory for rewiring advice.

ILP 85 FP
3 x 230V, 8,1 KW
20A

ATTENTION:
PROCESSOR TO BE CONNECTED TO
SUPPLY NET: 230V_{50/60Hz}



In case the above voltages are not available at site, please contact your local dealer or the factory for rewiring advice.

ILP 85 FP
Single Phase
230V, 8,1 KW
32A