

# data sheet

## IMAGELINE

### 37PP / OL

for IPA-Systems

Panther Plate 34P



**Colenta**®

for Graphic Art Films or PE-Printing Plates (up to 0,3 mm)  
IMAGELINE PP - TYPE 110 cm/min at 20 sec dev time

03/2001 AN

# Colenta Imageline<sup>®</sup>

## 37 PP/OL

All PP-Type processors with 9 preprogrammable processing cycles, intermediate rinse bath rack system, integrated covered stand , with 2 x 30 ltr.,

**Note1:** IL-37 PP/R with closed loop wash-water system – no connection to water supply, no drain facility necessary for hook up of processor

**Note2:** Additional Top Feed Load for PP-Type not available

### Technical Specifications

Processing applications: Rolls/Cut sheets of all commonly used film and polyester plates up to 0.3mm

Media thickness: **FILM:** 0,10mm up to 0.18mm

**PLATE:** up to 0,3mm

Material width: min. 7,5 cm max. **37** cm

Material length: min. 10 cm

Time in Developer: min. 20 sec - max. 100 sec

#### **IL 37 PP/OL**

<b>Tank capacity -</b>	Activator / DEV:	7L
	Stabilizer / FIX:	7L
	Wash water:	5,5L

Solution heating: adjustable in a range of 18°C - 43°C  
(separate inline 350W heaters)

Dryer: warm air  
adjustable in a range of 18°C - 55°C

Replenishment: fully automatic.  
replenishment is microprocessor controlled and calculated from information received from sensors measuring the width and length of material entering the processor. Replenishment cycles are adjustable.

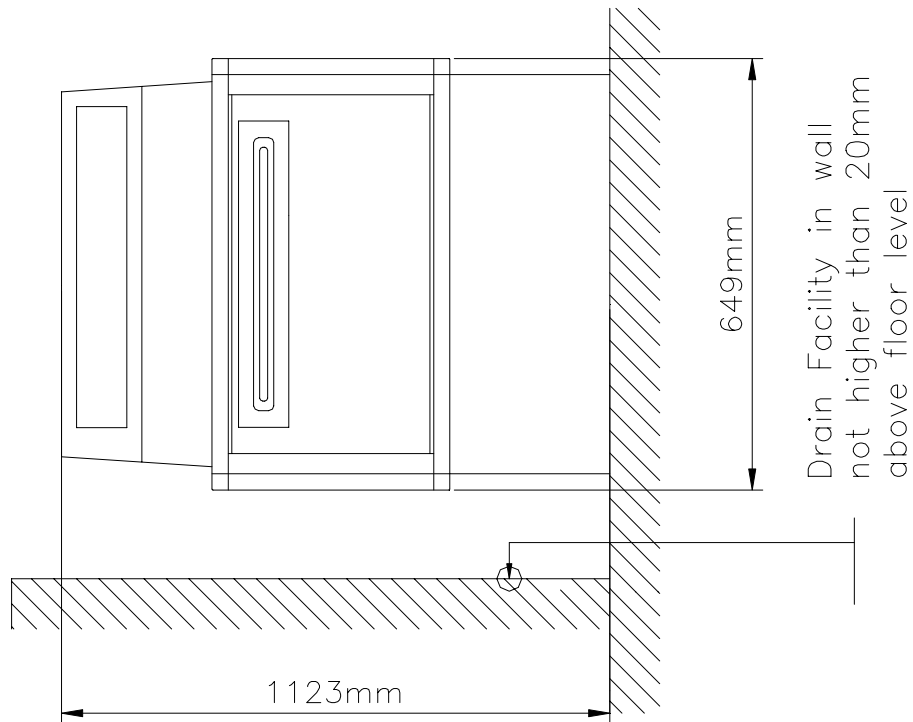
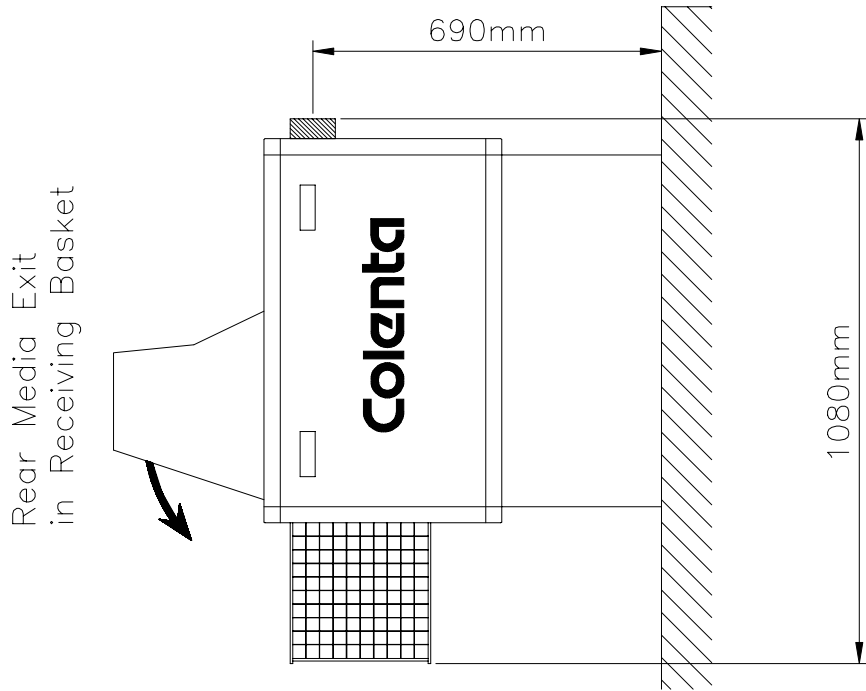
Wash water distribution: built in 3-way magnetic valve  
Wash water flow rate: 2,5 ltr/min when film is processed  
Wash water supply pressure: 3 - 10 bar  
Wash water supply: filtered at a temperature of 8°C - 15°C  
with 3/4" hose connection  
Wash water drain: 32mm (5/4inch) hose or tube

#### **IL 37 PP/OL**

<u>Weight:</u>	Empty	115 kg
	With solution	134 kg

Technical specification subject to change without notice.

# DIMENSIONS: 37 PP/OL



Technical specs subject to change without notice.

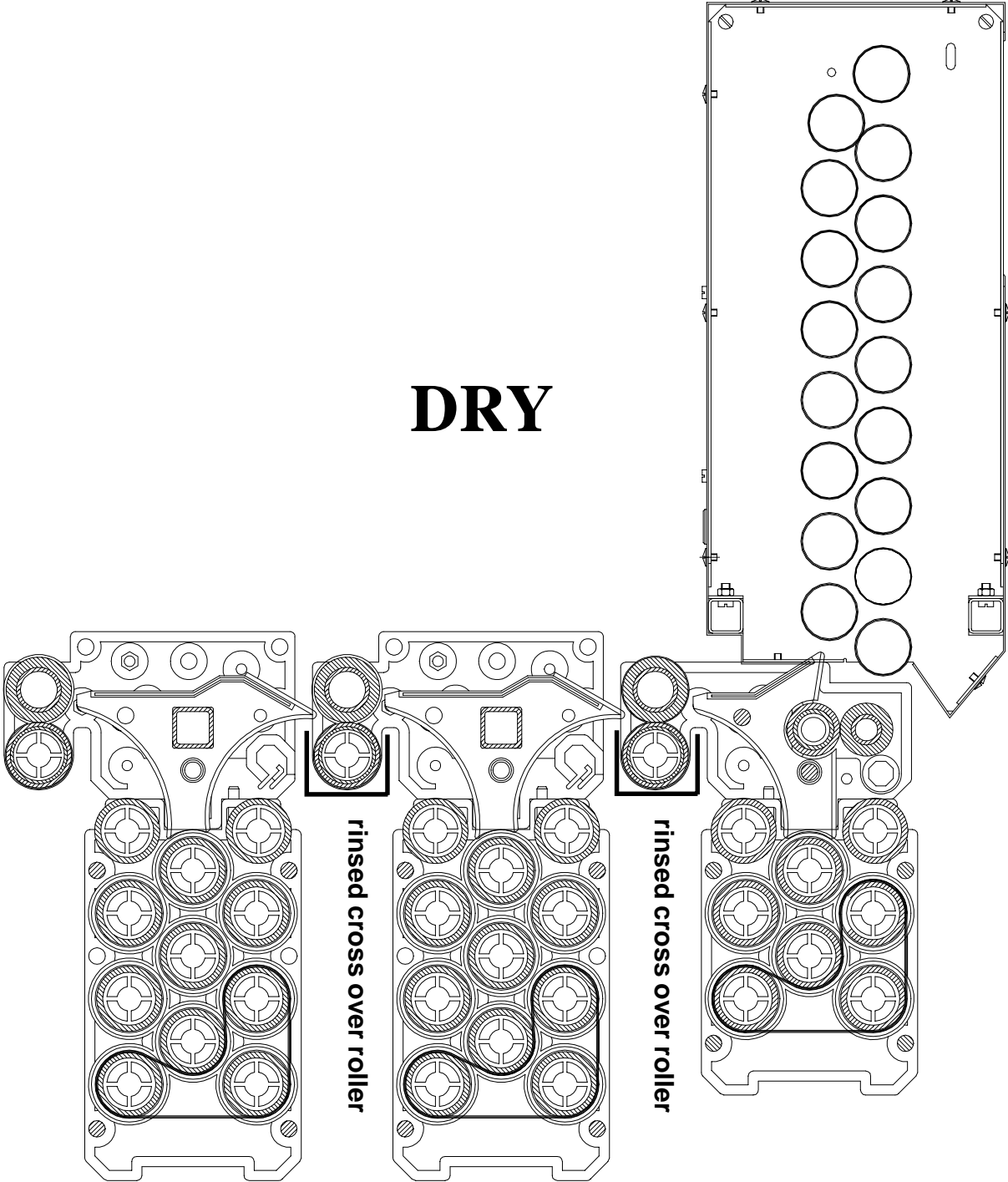
## Details for shipment: IL 37PP/OL

packing dimensions:	1 carton box on palette 170cm x 111cm x 145cm (L x W x H)
packing volume:	2,74 m <sup>3</sup>
weight with packing:	150 kg

**Transportsystem:**

***IL 37 PP/OL***

**DRY**



**DEV**

**FIX**

**WASH**

**Electrical supply:** (Standard, when 3N~400/230V, 50/60 Hz , supply available)

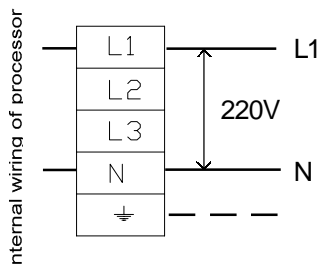
**37 PP/OL**

**single phase  
230 V ; 50/60Hz**

**3,1 kW  
16 A**

**single phase  
230 V ; 50/60Hz**

ATTENTION:  
PROCESSOR TO BE CONNECTED TO  
SUPPLY NET: 220V 50/60Hz

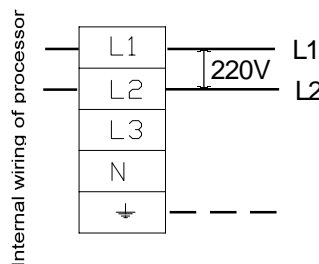


In case the above voltages are not available at site, please contact your local dealer or the factory for rewiring advice.

**Electrical supply:**

(alternative, to be indicated when ordering)

ATTENTION:  
PROCESSOR TO BE CONNECTED TO  
SUPPLY NET: 220V 50/60Hz



In case the above voltages are not available at site, please contact your local dealer or the factory for rewiring advice.